



About Company

The company is located in Foshan City, on 20,000 square meters of land. Since its founding, Ecocampor remains faithful to its corporate philosophy of providing world-class quality products and customer-oriented service. The company is one of the most competitive in Guangdong, China



Contect

- 01 Semi Submarine Boat
- 02 KinOean 675 Sport Boat
- 03 Aluminum Jet Boat
- 04 Aluminum Jet Boat (2)
- 05 Aluminum Boat - v488

- 06 Aluminum Boat - v518
- 07 Aluminum Boat - v588
- 08 Cabin Boat - 186
- 09 KinOccean K- Jon-160
- 10 KinOccean K- V-211

- 11 Landing Craft Boat - 210
- 12 Landing Craft Boat - 220

Semi Submarine Boat



Specification

- ▶ Overall Size:L3275 x W3250 x H2015 mm
- ▶ Cabin Size:W1250 x D1250 x H2015 mm
- ▶ Material
- ▶ Cabin: 4.0mm aluminum
- ▶ Sightseeing window: 8mm PE panel
- ▶ Pontoon Tube: 2.5mm aluminum, diameter is 25 inch
- ▶ Motor: 1000W electric motor
- ▶ Battery: 2 x 80AH lithium battery
- ▶ Speed: 8KM/Hour
- ▶ Full charged battery can last for 4 hours



Kinocean 675 Sport Boat



Specification

- ▶ Overall Size: 6.75x2.2x1.75m
- ▶ Number of Berths: 2
- ▶ Boat weight without engine: 1074 kg
- ▶ Maximum number of people: 6
- ▶ Maximum power: 150 hp (110kw)
- ▶ Maximum load (People, Gear, Engine): 725 kg
- ▶ Shaft length: XL
- ▶ Draft: 0.48m
- ▶ Water tank: 32L
- ▶ Length of hull: 5.76m
- ▶ Fuel tank type: Integrated
- ▶ Maximum engine weight: 211kg
- ▶ Fuel tank maximum capacity: 160L



Features

- a Foredeck with hatch
- b Intergrated canvas storage
- c Stylish windshield and ergonomic helm station
- d Large swim platforms

Aluminum Jet Boat

Specification

- ▶ Overall Size: L4550 x W1680 x H808 mm
- ▶ Hull Thickness: 4.0mm aluminum
- ▶ Maximum Capacity: 4 person
- ▶ Engine: 1812cc/170hp Inboard gasoline engine
- ▶ Propulsion System: 155mm Jet pump
- ▶ Maximum Speed: 100km/hou



Features

Bare metal finished, Gauge, Steering wheel, Electrical system, Advanced driving chair, Lounge, Bumper strip, Engine compartment, Inboard engine, Water jet pump.

Aluminum Jet Boat

Specification

- ▶ Hull Length: 18.5'
- ▶ Hull Length overall (Bracket and Transom included, without Outboard): 21'
- ▶ Beam: 102"
- ▶ Side Height: 36"
- ▶ Bottom Width: 78"
- ▶ Deadrise: Bow 50° / 18° Transom
- ▶ Fuel Capacity: 40 Gallon
- ▶ Standard Power
- ▶ 4 lifting/turning strakes
- ▶ Side Thickness: 0.125"
- ▶ Bottom Thickness: 0.190"
- ▶ Transom Thickness: 0.190"
- ▶ Box Girder Thickness: 0.160"



5 Reasons why Ecocampor Jet Boats are more expensive & higher quality:

- (1) The Impact of Fully Welded Seams in the Hull
- (2) Stronger Marine Alloy on all Parts
- (3) A Baked Finish - 3 times more resistant
- (4) Our Trailers: Long Life Beauties
- (5) Less Maintenance Costs



Aluminum Boat V488



Specification

- ▶ Model:V488L
- ▶ Size:4880*2200*7502.5mm
- ▶ Net Weight:330 KG
- ▶ Person Capacity: 3
- ▶ Materials Aluminum:aluminum alloy
- ▶ Power: 40HP-60HP



Features

- | | |
|---------------------|-------------------------|
| Seat*3 | Voltmeter*1 |
| Battery seat*1 | High chair*1 |
| Bilge pump*1 | Live fish tank*1 |
| All-round light*1 | Navigation light*1 |
| Sailing direction*1 | Plastic bass console*1 |
| Oxygenation pump*1 | Battery master switch*1 |

Aluminum Boat V518



Specification

- ▶ Model: V518
- ▶ Size: 5180*2200*750/2.5mm
- ▶ Net Weight: 350 KG
- ▶ Person Capacity: 3
- ▶ Materials Aluminum: aluminum alloy
- ▶ Power: 40HP-60HP



Features

- Seat*3
- Battery seat*1
- Bilge pump*1
- Voltmeter*1
- High chair*1
- Live fish tank*1
- All-round light*1
- Navigation light*1
- Sailing direction*1
- Plastic bass console*1
- Oxygenation pump*1
- Battery master switch*1

Aluminum Boat V558



Specification

- ▶ Model:V588
- ▶ Size:5580*2300*760/2.5mm
- ▶ Net Weight: 580 KG
- ▶ Person Capacity:3
- ▶ Materials Aluminum: aluminum alloy
- ▶ Power:60HP-90HP



Features

- Seat*3
- Battery seat*1
- Bilge pump*1
- Voltmeter*1
- High chair*2
- Live fish tank*1
- All-round light*1
- Navigation light*1
- Sailing direction*1
- Plastic bass console*1
- Oxygenation pump*1
- Battery master switch*1

Cabin Boat CB-186



Kinocean CB-186, as an enclosed cabin with a solid aluminum bulkhead offers complete protection from the elements. The lockable cabin is perfect for securing belongings while moored or parked, and this craft can be left out in all weather conditions. This model is an excellent commuter on the waterways - so load up with groceries, friends and family and get to your destination at any time of the year! As with all of our vessels, these cabins are safe and built to last.

Specification

- ▶ Size: L5733 x W2234 x H2480mm
- ▶ Horsepower Range: 90-200HP
- ▶ Dead Rise: 18°
- ▶ Max Person Capacity: 6 person
- ▶ Material: 4mm 5052 ALUM
- ▶ Hull Weight: 884kg

Painting color options:

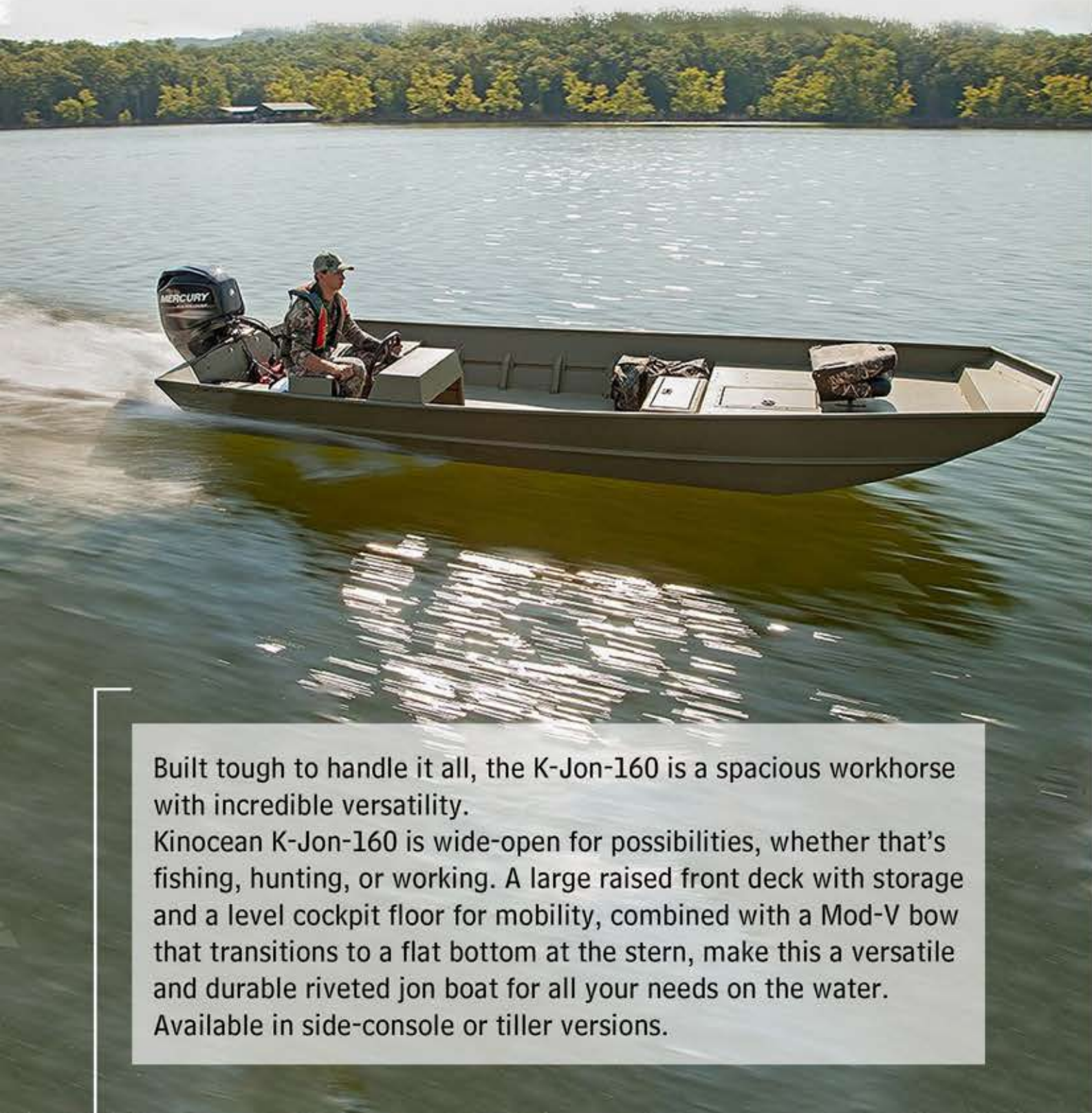
- Black
- Gray
- White
- Dark Blue
- Red



Features

- a 2-piece Aluminum Framed Aft-leaning Windshield
- b Aluminum Bulkhead & Hinged Door
- c Aluminum Checkered Plate Platform
- d Aluminum Sliding Side Windows
- e Fish Box And Battery Box In Rear Gunnel
- f Overhead Rails And Lights
- g Storage Bench Seats With Backrests

Kinocean K-JON-160






Built tough to handle it all, the K-Jon-160 is a spacious workhorse with incredible versatility. Kinocean K-Jon-160 is wide-open for possibilities, whether that's fishing, hunting, or working. A large raised front deck with storage and a level cockpit floor for mobility, combined with a Mod-V bow that transitions to a flat bottom at the stern, make this a versatile and durable riveted jon boat for all your needs on the water. Available in side-console or tiller versions.

Specification

Model	12ft	14ft	16ft	18ft
Size	3650*1300*450mm	4300*1400*400mm	4930*1820*540mm	5410*1900*580mm
Material	Marin grade 5052 Aluminum			
Thickness	1.5mm	2mm	3mm	3mm
Horsepower Range	5-10HP	10-20HP	20-40HP	20-50HP
Hull Weight	82kg	150.8kg	218kg	272kg
Features	2 x Grab Handles	Welding Bench Seat	Lockable Storage Room	
Optional Items	Boat Painting Painting Colo			

Painting color options:

-  Army Green
-  Dark yellow
-  Milky White



Features

-  Bottom bending technology
-  Bow large storage room
-  Cleats
-  Lockable Latch
-  Navigation Light

KinOcean K-V-211



Take your fishing game to the next level with this premium centre console. A high-performance aluminium hull and well-equipped centre console deliver fishability and easy handling.

The K-V series is designed to keep you safe and dry. With premium options offered as standard, this boat comes ready for a hard days fishing. This rugged centre console reflects KinOcean's expert craftsmanship and proud heritage of delivering top quality to serious anglers.

Specification


- ▶ Size: L6600 x W2245 x H2400mm
- ▶ Horsepower Range: 150-200HP
- ▶ Fuel Tank: 150L
- ▶ Max Weight Capacity: 1800kg
- ▶ Material: 4mm 5052 ALUM
- ▶ Hull Weight: 1242kg

Painting color options:

- Black
- Gray
- White
- Dark Blue
- Silvery

Features

- a Anchoring Bollard
- b Console - Centre With Windscreen and welding shield
- c Driver and passenger seat
- d Other console design
- e Rocket Rod launchers
- f Seat design
- g Sofa seat with storage below



Landing Craft Boat



Kinocean Landing Craft Centre Console is an ideal boat for those wanting to bring their ATV to remote areas, or for anyone with water access property. Built with a high bow door and vee bottom, to keep the boat steady and solid on the beach while loading and unloading. These boats will go where any other model of boat will go!

Specification

- ▶ Size: L7002 x W2252 x H2269mm
- ▶ Horsepower Range: 150-200HP
- ▶ Fuel Tank: 180L
- ▶ Max Weight Capacity: 2000kg
- ▶ Material: 4mm 5052 ALUM
- ▶ Hull Weight: 1242kg

Painting color options:

- Black
- Gray
- White
- Dark Blue

Features

- a Aluminum Checkered Plate Platform
- b Anti-skid paint for bottom plate
- c Comfortable Driver Seat
- d Side Storage box
- e Side storage trays – full length
- f Welded aluminum stand-up console with 3 piece windshield and shelf
- g Welding Aluminum Cleats



Landing Craft Boat

Specification

- ▶ Size: L6406 x W2194 x H873mm
- ▶ Horsepower Range: 150-200HP
- ▶ Fuel Tank: 150L
- ▶ Max Weight Capacity: 1500kg
- ▶ Material: 4mm 5052 ALUM
- ▶ Hull Weight: 1042kg

Painting color options:

- Black
- Gray
- White
- Silvery



Kinocean Landing Craft Duel Console with modified V hull and heavy-duty framing make for a smooth ride in rough waters, even when carrying a load. With plenty of forward space for cargo, a non-slip self draining cargo deck, and an impressive 60" bow gate for easy loading and off loading, LC-220 is your pick-up-truck on the water. Standard features include side rails, stern bench with lockable storage, and adjustable pedestal seats.

Features

- a Aluminium checkered plate floor
- b Side Passenger seat with storage
- c Side storage trays – full length
- d Starboard Side Door
- e Top with Walk-thru Curtains and Stainless Steel Frame
- f Welding Aluminum Cleats

